

Early English Books Online (EEBO) contains over 22 million digital page images of virtually every work printed in the English language as well as works printed in Great Britain and its dependencies from 1473-1700 in any language. The collection draws from the following bibliographic records:

- *The Short-Title Catalogue I* (Pollard & Redgrave, 1475–1640)
- *The Short-Title Catalogue II* (Wing, 1641–1700)
- *The Thomason Tracts*, a compendium of broadsides and other materials from 1640 and 1661
- *The Early English Books Tract Supplements*

Authors such as Shakespeare, Spencer, Chaucer, Newton, and Galileo are presented in the collection. All fields of study will benefit from EEBO's deep coverage and varied materials which include: royal statutes; military and religious documents; musical exercises; calendars; prayer books; almanacs; maps; and scientific texts.

Search Options

Search

- Basic: Includes frequently used field boxes such as: Keyword, Title, and Author
 Advanced: Includes advanced fields such as: Language, Illustration, and Source Library
 Periodicals: Limits searching to 400 newsbooks and corantos

Browse

- Authors: An alphabetical list of authors and their works available for viewing
 Thomason Tracts: Pamphlets, books, broadsides, and manuscripts published during the English Civil War (1640-1661) Read the **Preface** to learn about its history.
 Periodicals: Early newsbooks, corantos and diurnals

Operators & Search Tips

Typographical
Variants

Check this box to include typographical variants [Help](#)
 (e.g. Julius Caesar finds Iulius Caesar and Iulivs Caesar)

Allows you to include common typographical variants in your results automatically. If you check this box and submit your search, EEBO will find variant forms of your search term in which the following characters were substituted by the document's printer:

v for u u for v j for i or y w for vv or uu s for f

- AND Retrieve all search terms.
Example: Ireland AND Dublin
- OR Retrieve any or all search terms.
Example: games OR sports
- NOT Retrieve all works containing the first term but not the second.
Example: children NOT school
- NEAR Retrieve works where terms are within a specified distance of each other. If no maximum is set, the system will default to a maximum distance of 10 words.
Example: letter NEAR.5 king
- FBY Retrieve works where the first term must be followed by the second term within a specified distance. If no maximum is set, the system will default to a maximum distance of 10 words.
Example: young fby.5 love
- * Right-handed truncation character to retrieve variations of a term.
Example: caval* will find cavalcade, cavaleers, cavaleering, cavaliers, etc.
- MULTIPLE TERMS Multiple terms within the same search box are treated as a phrase, unless separated by AND, OR, NEAR, or FBY. **Example: oath of allegiance**

PHRASES To search for phrases containing the terms AND, OR, or NOT use double quotes. **Example:** "war and peace" will find works with that exact phrase.

EEBO Search Fields

Keyword(s) Basic

Searches for your term(s) within the full bibliographic record in EEBO. If you are a TCP subscriber to the transcribed texts, the keyword field on the [Basic Search](#) searches for your term(s) within all EEBO records **or** the full text of each item that has been keyed to date. Use the [Advanced Search](#) to keyword search within records and/or keyed full text. Multiple search terms are treated as a phrase. Multiple fields are combined using the [Boolean operator](#) 'AND' by default.

Author

Searches for terms only within the Author field. If you're unsure of the spelling of a name, consider using the Author browse index on the [Select from a List](#) page.

Title

Searches for terms within the Title field only of EEBO documents. If you're unsure of the possible spellings, consider using the Title browse index on the [Select from a List](#) page.

Subject

Searches for terms within the Subject field only of EEBO documents. If you're unsure of the subject of a work, consider using the Subject browse index on the [Select from a List](#) page.

Bibliographic Number

Searches for the alphanumeric entry found in the Short-Title Catalogues: [Pollard & Redgrave](#), [Wing](#), as well as various others like Dahl and Greg. Click the [Abbreviations Reference](#) link for a list of the bibliographic references.

Imprint

Search for publisher, city of publication and date of publication.

Reel Position

Search the reel number and position of the microfilm document. Early English Books Online is the online version of UMI's microfilm collections of the Short-Title Catalogues (Pollard & Redgrave, Wing) and the Thomason Tracts.

Illustration Type

Search for documents containing one of 14 different illustration types like maps, music or portraits (or 6 in the case of Periodicals Search) using the multi-select list.

Limit by Date

You can restrict a search for a document within a particular date range. The default dates are [1473 - 1900](#), or 1620-1681 in the case of the [Periodicals Search](#).

UMI Collection

Limit searches to individual collections: STC I (1475-1640), STC II/Wing (1641-1700), or the Thomason Tracts.

Source Library

Search for copies of works that came from specific libraries. "British Library", "Cambridge", "Oxford", and "Huntington" are some of the most common source libraries.

Language

Search for documents published in a certain language. Over 30 languages are available.

Country of Origin

Search for documents published in a particular country or countries.



EEBO Search Result Icons

Add/Remove from Marked list – Check the box to add/delete a record to your Marked List.

- View your list by clicking on **Marked List** located at the top of any EEBO search page. From the Marked List page you can Print, Email, and Download records. You can also **download a PDF file of a complete work** or a range of pages.

 **Record** – view detailed bibliographic record including notes






 **Document Image** – view the scanned page image of the original work.

- **View document as** – View the record, images, or illustrations, or  to create a PDF version of your current page, or  to download your current page as a 400 dpi TIFF image.
- **Durable URL** - Access a URL that will link to the current document image. Click **Durable URL** and copy and paste the link into documents, email or add it to your bookmarks.
- **Zoom Size** - Change the image size from the drop-down list and click **Go**. The image will be resized. Subsequent viewings of document images will automatically adjust to your last selected setting.
- **Page Navigation**- Appears above and below the image. Use the **Previous Image** and **Next Image** links to scroll through pages. Enter a page number in the box next to the '**Go to image number**' box and click **Go**.
- **Illustration Navigation** - Scroll through the document's illustrations (where available) using the Previous and Next Illustration links.
- **Adjust View and Print** – Click this link to view a page image in more detail or print a copy of the page image. The page will refresh with the additional elements described below:
 - **Click on Image to Zoom or Re-Center** - Select to zoom in to the image or recenter it over a particular spot when you click on it with your mouse. Choose the appropriate radio button before clicking on the image.
 - **Select Window Size for Viewing** - Select to view the image in a smaller or larger window by clicking on a smaller or larger box. The screen will refresh with the image displaying in the new window size.
 - **Print Current View** – Click this link to print the current image view.
 - **Panning** - Panning allows you to move around the image and maintain your selected zoomed image size. Panning arrows appear on the top, bottom, and sides of the image. Clicking on these arrows allow you to move your image window in the corresponding direction.
 - **Page Navigation** - Select a different image to view.
 - **Back to Document Images**- Click this link to return to regular document image view.

 **Illustration** – view all Illustrations appearing in the work.

- Fourteen types of illustrations are available: **Chart, Coat of Arms, Form, Genealogical Table, Illustration, Map, Music, Plan, Plate, Printer's Mark, Portrait, Title Page Border, and Symbol.**
- View all Illustrations in a work as text links or as thumbnails.
- Illustrations are not individually keyword indexed. For example, you can search for works about China that contain maps, but not for maps of China.

 **Full Text** – view the work in Keyed ASCII Full Text (**if subscription allows**)

-  From a Keyword search, marks every occurrence of your search term in the text.
-  Next Hit: Scrolls the page directly to the next hit.
-  Previous Hit: Scrolls the page directly to the previous hit.
-  Note: Mouse over the icon to read the margin notes or click on the icon to display just that note.
-  Document Image: click this link to go directly to an image of the page you are viewing in full text.